

# ALPINE PARK

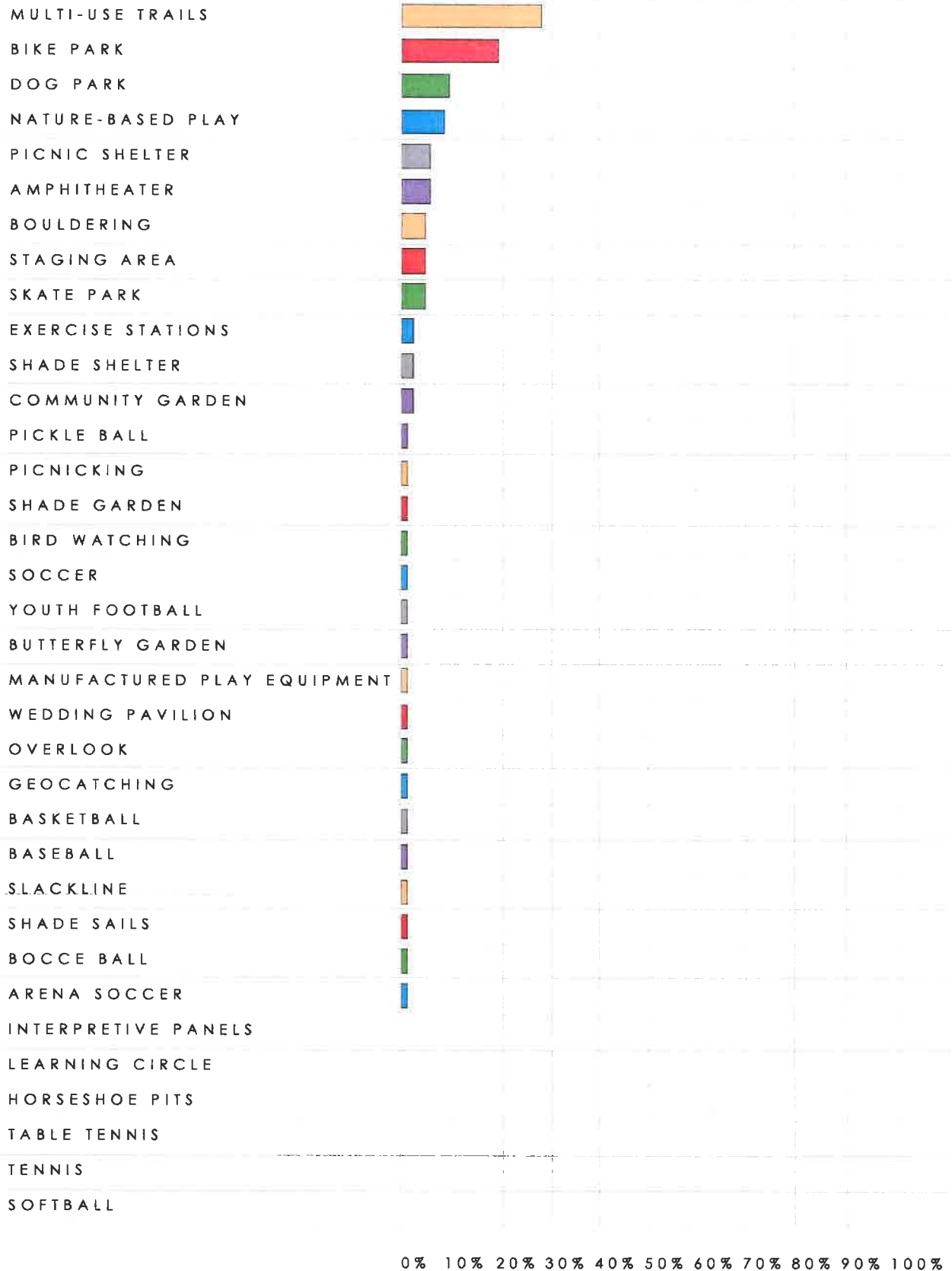
WORKSHOP #1 - HELD MAY 15, 2019

## PARK ELEMENT VOTING RESULTS

TAKEN FROM PRESENTATION BOARDS

RANK	TOTAL VOTES	ELEMENT
1	127	MULTI-USE TRAILS
2	86	BIKE PARK
3	35	DOG PARK
4	31	NATURE-BASED PLAY
5	23	PICNIC SHELTER
6	21	AMPHITHEATER
7	19	BOULDERING
8	18	STAGING AREA
9	16	SKATE PARK
10	11	EXERCISE STATIONS
10	11	SHADE SHELTER
11	8	COMMUNITY GARDEN
12	6	PICKLE BALL
13	5	PICNICKING
13	5	SHADE GARDEN
13	5	BIRD WATCHING
14	4	SOCCER
15	3	YOUTH FOOTBALL
15	3	BUTTERFLY GARDEN
15	3	MANUFACTURED PLAY EQUIPMENT
15	3	WEDDING PAVILION
16	2	OVERLOOK
16	2	GEOCATCHING
16	2	BASKETBALL
16	2	BASEBALL
17	1	SLACKLINE
17	1	SHADE SAILS
17	1	BOCCE BALL
17	1	ARENA SOCCER
18	0	INTERPRETIVE PANELS
18	0	LEARNING CIRCLE
18	0	HORSESHOE PITS
18	0	TABLE TENNIS
18	0	TENNIS
18	0	SOFTBALL
18	0	YOUTH FOOTBALL

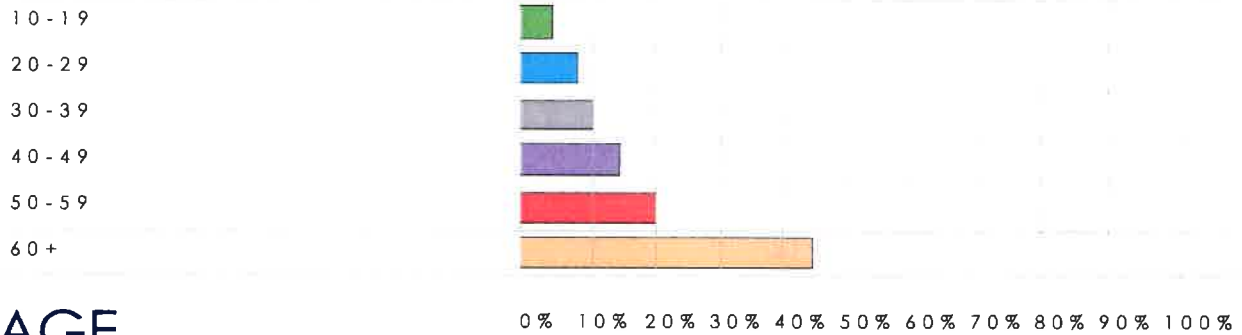
**VOTE FOR THE ACTIVITIES YOU'D LIKE TO SEE IN THE PARK**



**IMAGERY RESULTS**

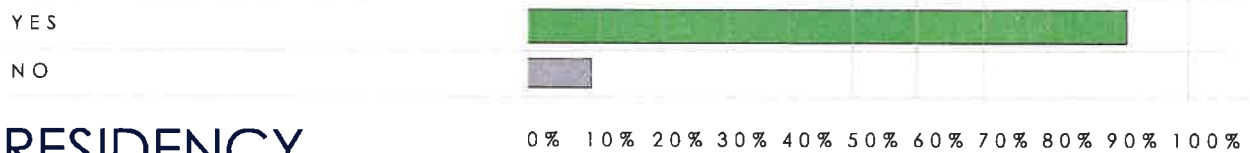
ALPINE COMMUNITY PARK  
COMMUNITY WORKSHOP





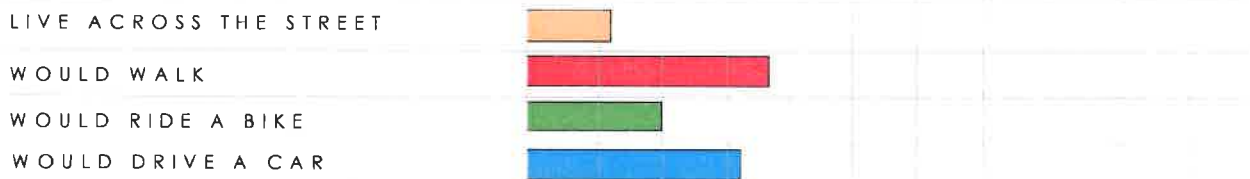
## AGE

### ARE YOU A RESIDENT OF ALPINE?



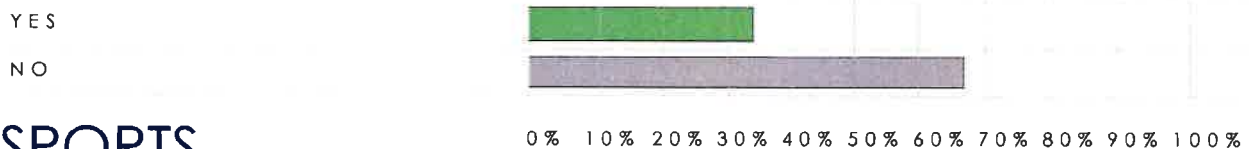
## RESIDENCY

### HOW CLOSE DO YOU LIVE TO THE PARK?



## PROXIMITY

### DO YOU OR ANY MEMBERS OF YOUR FAMILY PARTICIPATE IN ORGANIZED SPORTS?



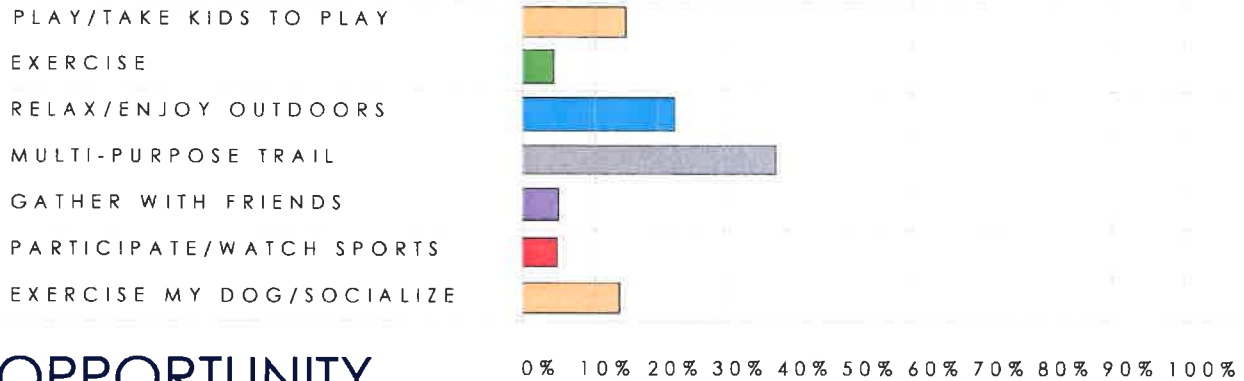
## SPORTS

# SURVEY RESULTS

ALPINE COMMUNITY PARK  
COMMUNITY WORKSHOP

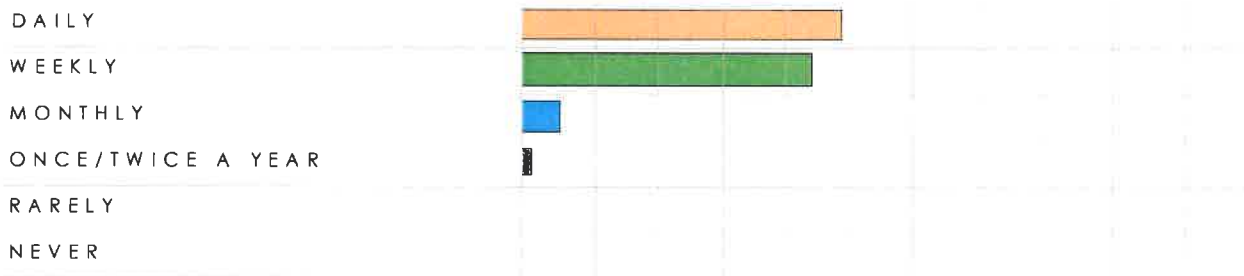


**WHAT IS THE MOST IMPORTANT RECREATIONAL OPPORTUNITY TO HAVE?**



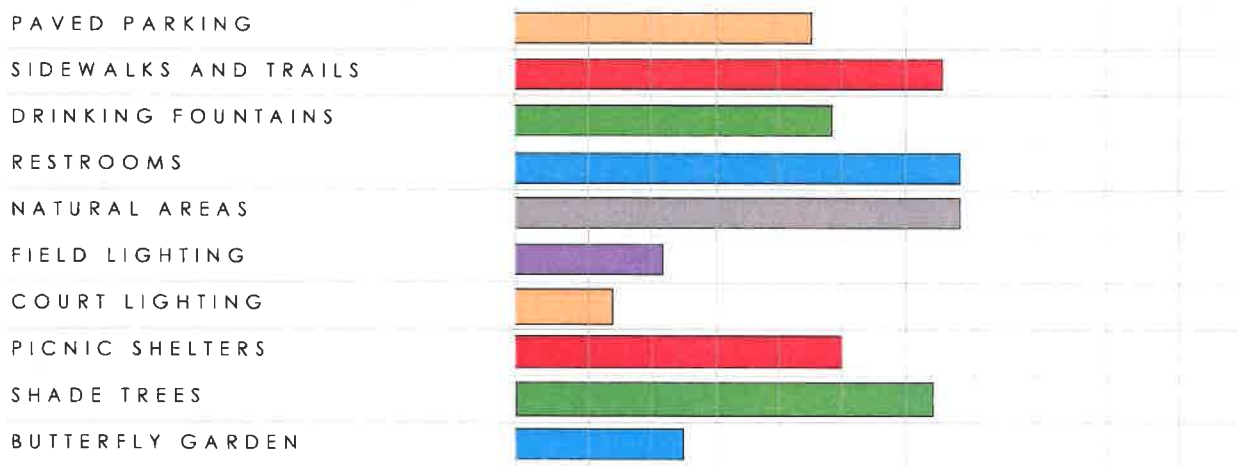
**OPPORTUNITY**

**HOW OFTEN DO YOU OR YOUR FAMILY ENJOY THE ACTIVITIES YOU SELECTED?**



**FREQUENCY**

**MARK THE ELEMENTS YOU'D LIKE TO SEE IN THE PARK**

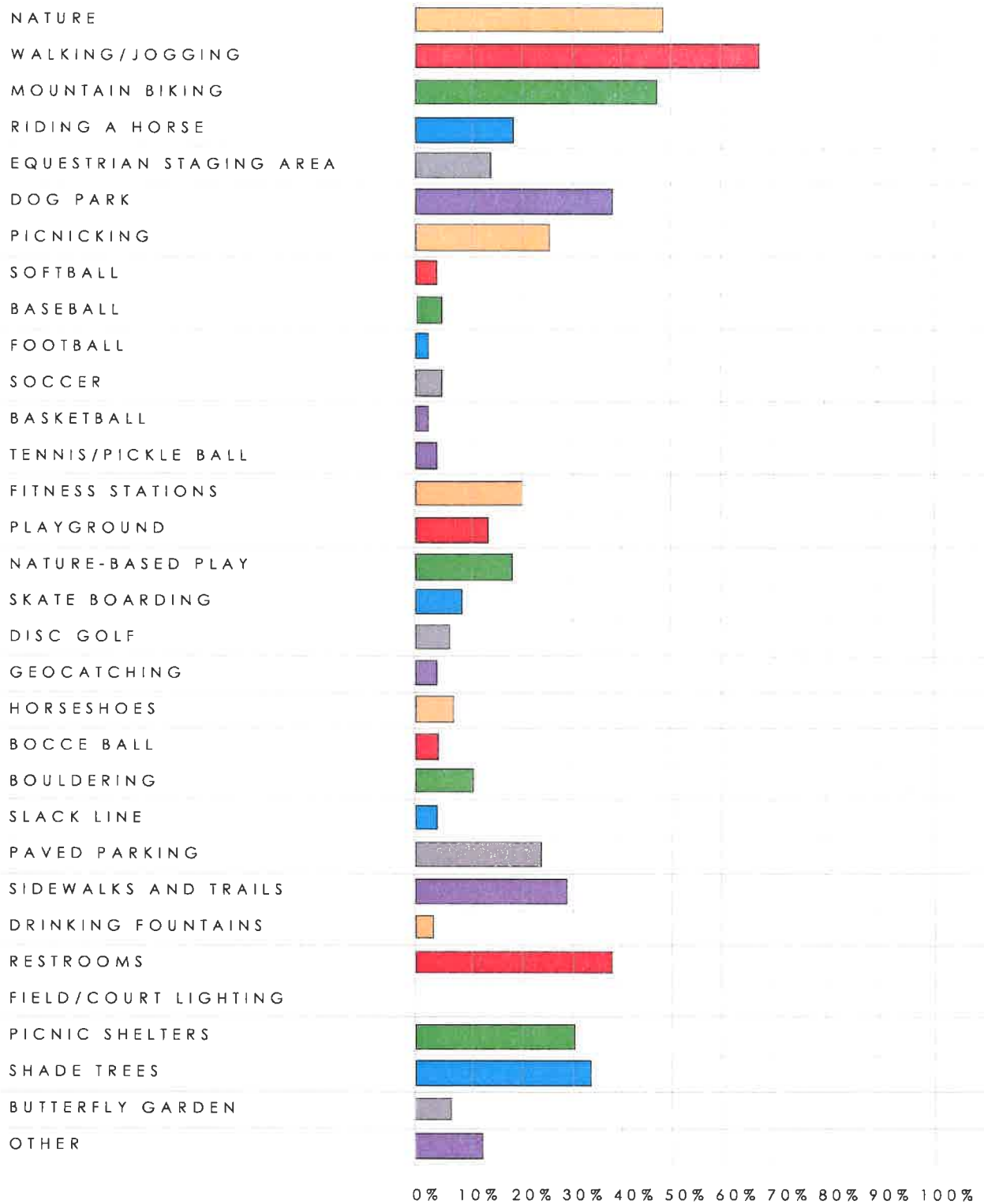


**ELEMENTS**

**SURVEY RESULTS**



WHICH ACTIVITIES/AMENITIES DO YOU OR MEMBERS OF YOUR FAMILY MOST ENJOY?



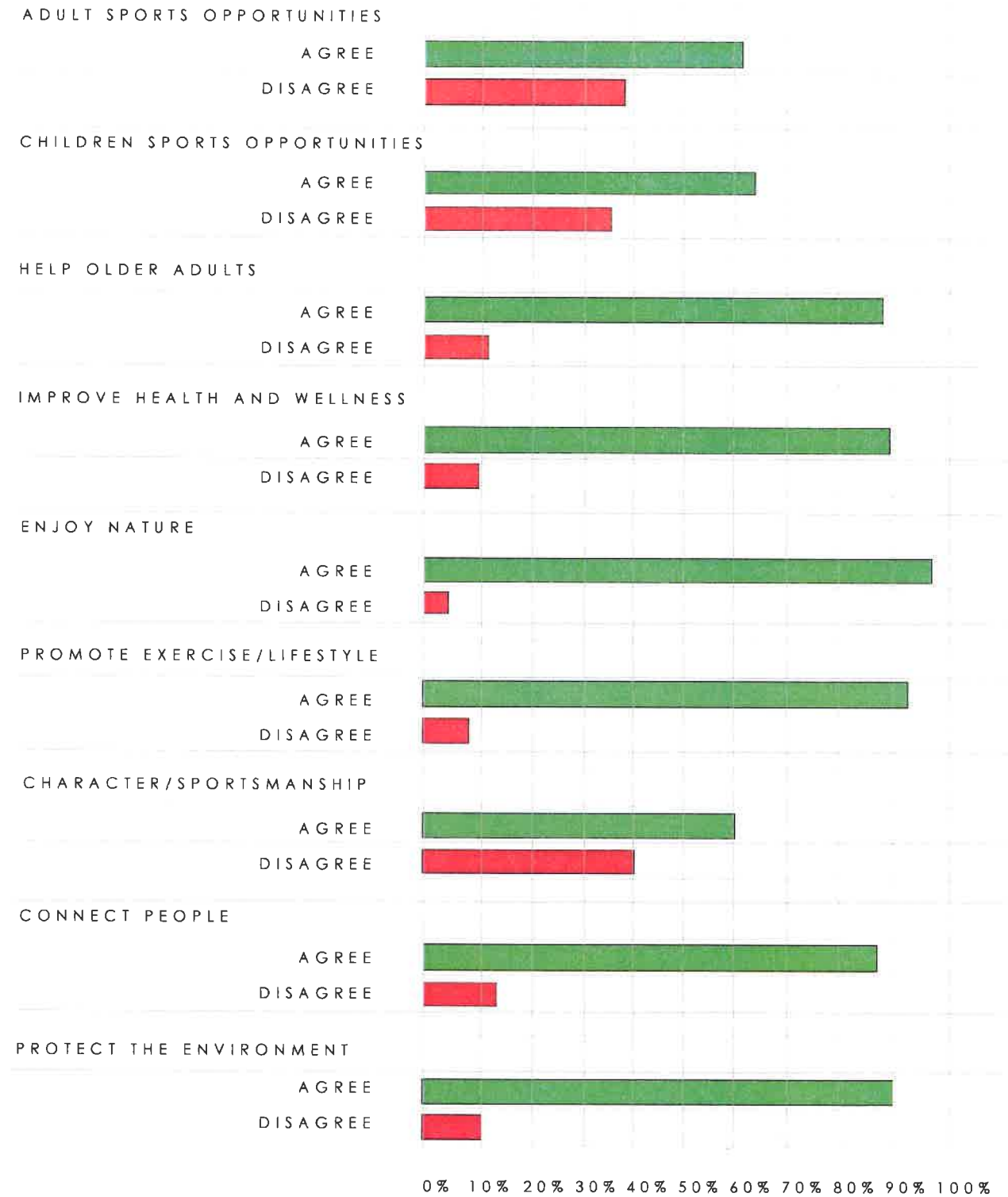
ACTIVITIES/AMENITIES

SURVEY RESULTS

ALPINE COMMUNITY PARK  
COMMUNITY WORKSHOP



**DO YOU AGREE/DISAGREE THAT A NEW PARK SHOULD BENEFIT THE COMMUNITY IN THE FOLLOWING WAY?**



## BENEFITS

# SURVEY RESULTS

ALPINE COMMUNITY PARK  
COMMUNITY WORKSHOP







# MANUFACTURED EQUIPMENT

3



# NATURE-BASED PLAY

31



# VOTING RESULTS

# PLAY SPACE

ALPINE COMMUNITY PARK  
COMMUNITY WORKSHOP







6

PICKLE BALL



0

TENNIS



4

SOCCER



2

BASKETBALL



0

SOFTBALL



1

ARENA SOCCER

# VOTING RESULTS



2

BASEBALL



0

YOUTH FOOTBALL

## FIELDS + COURTS

ALPINE COMMUNITY PARK  
COMMUNITY WORKSHOP







21

AMPHITHEATER



8

COMMUNITY GARDEN



3

BUTTERFLY GARDEN



5

PICNICKING



35

DOG PARK



5



SHADE GARDEN



0

LEARNING CIRCLE



5

BIRD WATCHING

VOTING RESULTS

GATHERING PLACES

ALPINE COMMUNITY PARK  
COMMUNITY WORKSHOP







23

PICNIC SHELTER




11

SHADE SHELTER



1

SHADE SAILS



2

GAME TABLES



3

WEDDING PAVILION

**VOTING RESULTS**



0

HORSESHOE PITS



0

TABLE TENNIS



1

BOCCE

**EVENT SPACES**

ALPINE COMMUNITY PARK  
COMMUNITY WORKSHOP







13



14



6



94



0

MULTI-USE TRAILS



18



10



STAGING AREA

VOTING RESULTS

# STAGING AREAS + TRAILS

ALPINE COMMUNITY PARK  
COMMUNITY WORKSHOP







2

OVERLOOK



2

GEOCATCHING



86

BIKE PARK



16

SKATE PARK



1

SLACKLINE



0

INTERPRETIVE PANELS



11

EXERCISE STATIONS

VOTING RESULTS



19

BOULDERING



3

DISC GOLF

OPPORTUNITIES

ALPINE COMMUNITY PARK  
COMMUNITY WORKSHOP



MW PELTZ + ASSOCIATES  
143 S. Cedros Avenue, Suite B104  
Solana Beach, CA 92075



## Alpine Park Questionnaire

Q1 What is your first and last name?

Answered: 21 Skipped: 0

## Alpine Park Questionnaire

Q2 What is your zip code?

Answered: 21 Skipped: 0

## Alpine Park Questionnaire

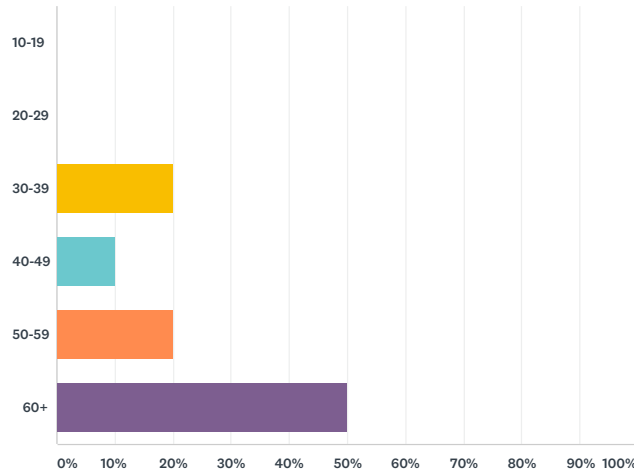
Q3 What is your email address?

Answered: 21 Skipped: 0

# Alpine Park Questionnaire

## Q4 AGE

Answered: 20 Skipped: 1

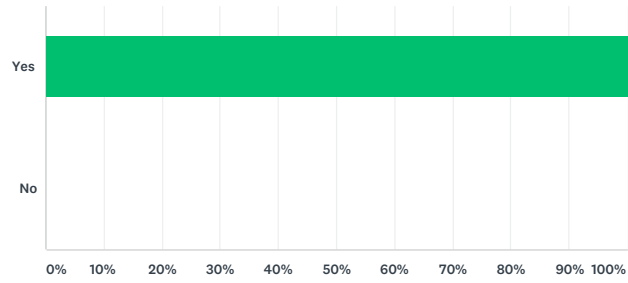


ANSWER CHOICES	RESPONSES	
10-19	0.00%	0
20-29	0.00%	0
30-39	20.00%	4
40-49	10.00%	2
50-59	20.00%	4
60+	50.00%	10
TOTAL		20

# Alpine Park Questionnaire

## Q5 ARE YOU A RESIDENT OF ALPINE?

Answered: 20 Skipped: 1

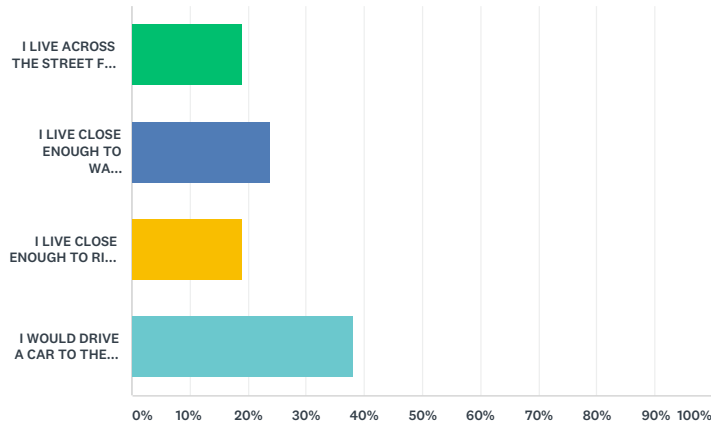


ANSWER CHOICES	RESPONSES	
Yes	100.00%	20
No	0.00%	0
TOTAL		20

# Alpine Park Questionnaire

## Q6 PROXIMITY

Answered: 21 Skipped: 0

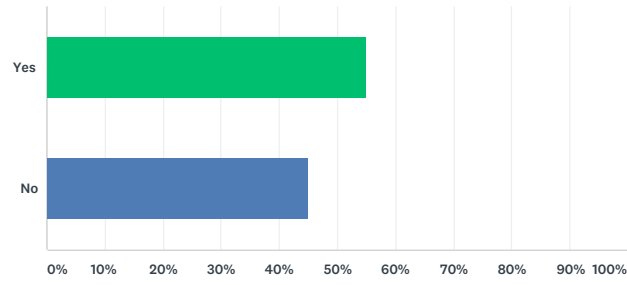


ANSWER CHOICES	PERCENTAGE	RESPONSES
I LIVE ACROSS THE STREET FROM THE PARK	19.05%	4
I LIVE CLOSE ENOUGH TO WALK TO THE PARK	23.81%	5
I LIVE CLOSE ENOUGH TO RIDE MY BIKE TO THE PARK	19.05%	4
I WOULD DRIVE A CAR TO THE PARK	38.10%	8
TOTAL		21

# Alpine Park Questionnaire

## Q7 DO YOU OR ANY MEMBERS OF YOUR HOUSEHOLD PARTICIPATE IN ORGANIZED SPORTS?

Answered: 20 Skipped: 1

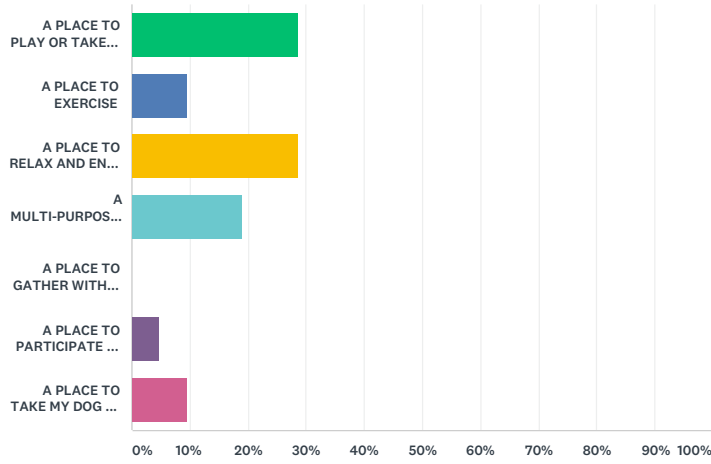


ANSWER CHOICES	RESPONSES	
Yes	55.00%	11
No	45.00%	9
TOTAL		20

# Alpine Park Questionnaire

## Q8 WHAT IS THE MOST IMPORTANT RECREATIONAL OPPORTUNITY TO HAVE? (Mark only one)

Answered: 21 Skipped: 0



ANSWER CHOICES	RESPONSES	
A PLACE TO PLAY OR TAKE THE KIDS TO PLAY	28.57%	6
A PLACE TO EXERCISE	9.52%	2
A PLACE TO RELAX AND ENJOY THE OUTDOORS	28.57%	6
A MULTI-PURPOSE TRAIL	19.05%	4
A PLACE TO GATHER WITH FRIENDS	0.00%	0
A PLACE TO PARTICIPATE IN OR WATCH SPORTS	4.76%	1
A PLACE TO TAKE MY DOG AND SOCIALIZE WITH OTHER DOG OWNERS	9.52%	2
TOTAL		21



# Alpine Park Questionnaire

Q9 TAKE A LOOK AT THE PHOTO COLLAGES BELOW TO PICK YOUR TOP FIVE AMENITIES.

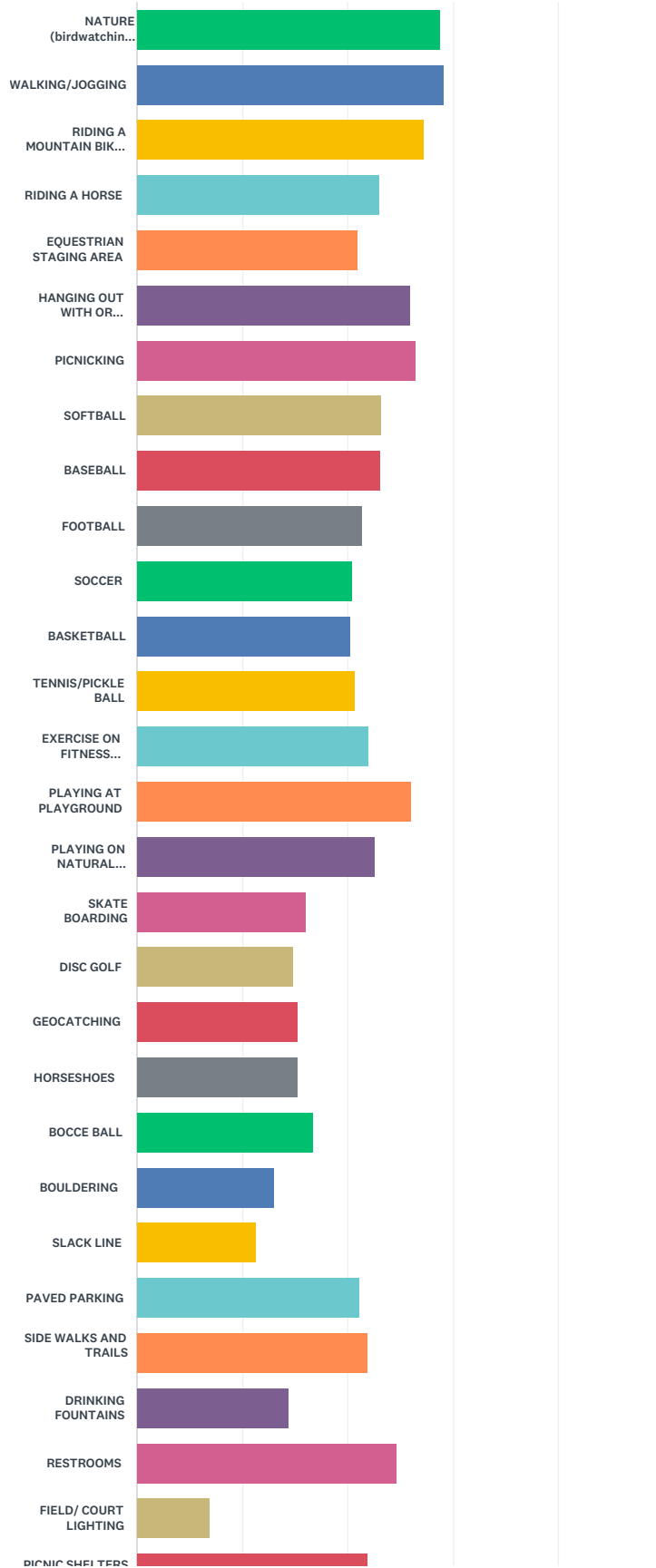
Answered: 20 Skipped: 1

ANSWER CHOICES	RESPONSES	
1	100.00%	20
2	95.00%	19
3	95.00%	19
4	90.00%	18
5	85.00%	17

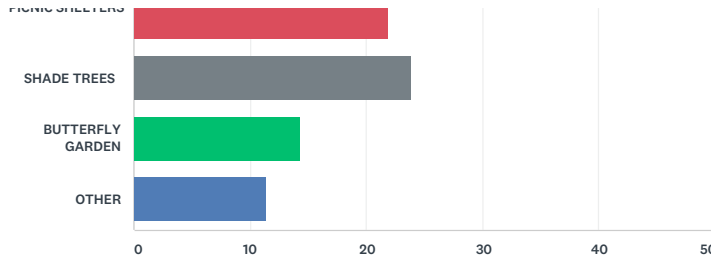
# Alpine Park Questionnaire

Q10 WHICH ACTIVITIES/AMENITIES DO YOU OR MEMBERS OF YOUR FAMILY MOST ENJOY? (Mark your top ten and rank them)

Answered: 21 Skipped: 0



# Alpine Park Questionnaire



	1	2	3	4	5	6	7	8	9	10	11	12	13	14
NATURE (birdwatching, Sketching/painting, photography, reading, writing)	40.00% 6	6.67% 1	20.00% 3	0.00% 0	6.67% 1	0.00% 0	0.00% 0	0.00% 0	6.67% 1	0.00% 0	0.00% 0	0.00% 0	6.67% 1	0.00% 0
WALKING/JOGGING	21.05% 4	21.05% 4	21.05% 4	5.26% 1	0.00% 0	0.00% 0	10.53% 2	5.26% 1	5.26% 1	0.00% 0	5.26% 1	0.00% 0	0.00% 0	0.00% 0
RIDING A MOUNTAIN BIKE ON A TRAIL/IN A PARK	0.00% 0	21.43% 3	14.29% 2	7.14% 1	14.29% 2	7.14% 1	7.14% 1	0.00% 0	0.00% 0	0.00% 0	0.00% 0	0.00% 0	0.00% 0	0.00% 0
RIDING A HORSE	0.00% 0	0.00% 0	20.00% 3	13.33% 2	0.00% 0	6.67% 1	0.00% 0	6.67% 1	6.67% 1	0.00% 0	6.67% 1	0.00% 0	0.00% 0	0.00% 0
EQUESTRIAN STAGING AREA	0.00% 0	0.00% 0	0.00% 0	16.67% 2	8.33% 1	8.33% 1	0.00% 0	0.00% 0	16.67% 2	0.00% 0	0.00% 0	0.00% 0	0.00% 0	0.00% 0
HANGING OUT WITH OR EXERCISING YOUR DOG AT A DOG PARK	6.67% 1	20.00% 3	0.00% 0	13.33% 2	20.00% 3	13.33% 2	6.67% 1	0.00% 0	0.00% 0	0.00% 0	0.00% 0	0.00% 0	6.67% 1	6.67% 1
PICNICKING	0.00% 0	0.00% 0	0.00% 0	21.43% 3	14.29% 2	0.00% 0	14.29% 2	14.29% 2	0.00% 0	14.29% 2	0.00% 0	0.00% 0	0.00% 0	0.00% 0
SOFTBALL	0.00% 0	0.00% 0	0.00% 0	0.00% 0	0.00% 0	18.18% 2	0.00% 0	18.18% 2	0.00% 0	9.09% 1	9.09% 1	0.00% 0	0.00% 0	9.09% 1
BASEBALL	0.00% 0	0.00% 0	9.09% 1	0.00% 0	0.00% 0	0.00% 0	18.18% 2	0.00% 0	9.09% 1	9.09% 1	0.00% 0	9.09% 1	0.00% 0	0.00% 0
FOOTBALL	0.00% 0	0.00% 0	0.00% 0	0.00% 0	0.00% 0	0.00% 0	0.00% 0	18.18% 2	0.00% 0	9.09% 1	9.09% 1	9.09% 1	0.00% 0	0.00% 0
SOCCER	0.00% 0	0.00% 0	0.00% 0	0.00% 0	0.00% 0	0.00% 0	0.00% 0	0.00% 0	8.33% 1	8.33% 1	16.67% 2	8.33% 1	8.33% 1	0.00% 0
BASKETBALL	0.00% 0	0.00% 0	0.00% 0	0.00% 0	0.00% 0	0.00% 0	0.00% 0	0.00% 0	15.38% 2	7.69% 1	7.69% 1	15.38% 2	15.38% 2	7.69% 1
TENNIS/PICKLE BALL	0.00% 0	0.00% 0	7.69% 1	0.00% 0	0.00% 0	0.00% 0	0.00% 0	7.69% 1	7.69% 1	7.69% 1	0.00% 0	7.69% 1	7.69% 1	7.69% 1
EXERCISE ON FITNESS STATIONS	0.00% 0	0.00% 0	5.88% 1	0.00% 0	5.88% 1	5.88% 1	11.76% 2	0.00% 0	5.88% 1	5.88% 1	11.76% 2	0.00% 0	5.88% 1	5.88% 1
PLAYING AT PLAYGROUND	29.41% 5	5.88% 1	5.88% 1	0.00% 0	5.88% 1	5.88% 1	0.00% 0	0.00% 0	5.88% 1	0.00% 0	0.00% 0	0.00% 0	0.00% 0	0.00% 0
PLAYING ON NATURAL ELEMENTS ( NATURE PLAY)	0.00% 0	6.67% 1	6.67% 1	6.67% 1	0.00% 0	0.00% 0	13.33% 2	6.67% 1	0.00% 0	13.33% 2	0.00% 0	6.67% 1	6.67% 1	0.00% 0
SKATE BOARDING	0.00% 0	7.14% 1	0.00% 0	0.00% 0	0.00% 0	7.14% 1	0.00% 0	0.00% 0	0.00% 0	0.00% 0	7.14% 1	0.00% 0	0.00% 0	0.00% 0
DISC GOLF	0.00% 0	0.00% 0	0.00% 0	0.00% 0	0.00% 0	0.00% 0	0.00% 0	0.00% 0	0.00% 0	0.00% 0	0.00% 0	7.69% 1	7.69% 1	0.00% 0
GEOCATCHING	0.00% 0	0.00% 0	0.00% 0	0.00% 0	7.14% 1	0.00% 0	0.00% 0	7.14% 1	0.00% 0	0.00% 0	0.00% 0	0.00% 0	7.14% 1	7.14% 1
HORSESHOES	0.00% 0	0.00% 0	0.00% 0	0.00% 0	0.00% 0	0.00% 0	7.14% 1	0.00% 0	0.00% 0	0.00% 0	0.00% 0	0.00% 0	0.00% 0	14.29% 2
BOCCE BALL	0.00% 0	0.00% 0	0.00% 0	0.00% 0	0.00% 0	0.00% 0	14.29% 2	0.00% 0	7.14% 1	7.14% 1	0.00% 0	0.00% 0	0.00% 0	0.00% 0
BOULDERING	0.00% 0	0.00% 0	0.00% 0	0.00% 0	0.00% 0	0.00% 0	0.00% 0	0.00% 0	0.00% 0	0.00% 0	0.00% 0	15.38% 2	0.00% 0	0.00% 0
SLACK LINE	0.00% 0	0.00% 0	0.00% 0	0.00% 0	0.00% 0	0.00% 0	0.00% 0	0.00% 0	0.00% 0	0.00% 0	0.00% 0	0.00% 0	7.69% 1	0.00% 0
PAVED PARKING	0.00% 0	13.33% 2	0.00% 0	13.33% 2	6.67% 1	6.67% 1	0.00% 0	0.00% 0	6.67% 1	6.67% 1	0.00% 0	0.00% 0	0.00% 0	6.67% 1
SIDE WALKS AND TRAILS	12.50% 2	0.00% 0	6.25% 1	6.25% 1	12.50% 2	6.25% 1	0.00% 0	12.50% 2	0.00% 0	0.00% 0	0.00% 0	0.00% 0	0.00% 0	6.25% 1
DRINKING FOUNTAINS	0.00% 0	0.00% 0	0.00% 0	0.00% 0	0.00% 0	0.00% 0	7.14% 1	0.00% 0	0.00% 0	7.14% 1	7.14% 1	7.14% 1	0.00% 0	0.00% 0
RESTROOMS	5.26% 1	5.26% 1	5.26% 1	10.53% 2	10.53% 2	15.79% 3	0.00% 0	5.26% 1	5.26% 1	10.53% 2	0.00% 0	0.00% 0	0.00% 0	0.00% 0

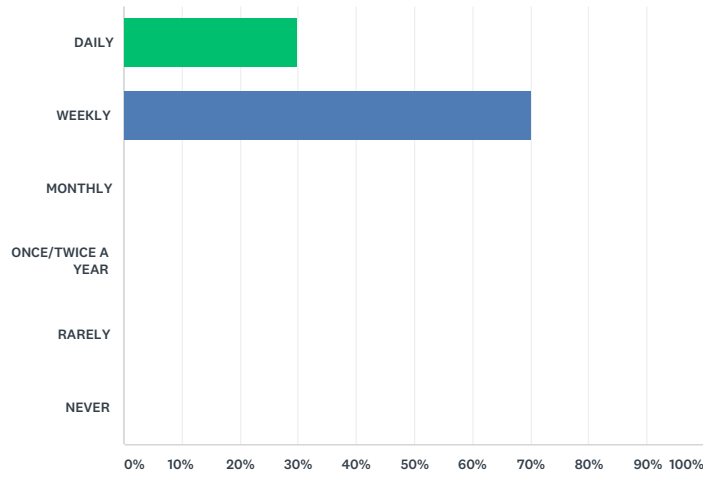
## Alpine Park Questionnaire

FIELD/ COURT LIGHTING	0.00% 0	0.00% 0	0.00% 0	0.00% 0	0.00% 0	0.00% 0	0.00% 0	0.00% 0	0.00% 0	0.00% 0	0.00% 0	0.00% 0	0.00% 0	0.00% 0
PICNIC SHELTERS	6.25% 1	6.25% 1	12.50% 2	0.00% 0	12.50% 2	6.25% 1	12.50% 2	0.00% 0	0.00% 0	0.00% 0	6.25% 1	0.00% 0	0.00% 0	0.00% 0
SHADE TREES	5.88% 1	5.88% 1	0.00% 0	11.76% 2	0.00% 0	23.53% 4	5.88% 1	11.76% 2	5.88% 1	0.00% 0	5.88% 1	0.00% 0	0.00% 0	0.00% 0
BUTTERFLY GARDEN	0.00% 0	0.00% 0	0.00% 0	7.69% 1	0.00% 0	0.00% 0	0.00% 0	7.69% 1	7.69% 1	7.69% 1	0.00% 0	0.00% 0	0.00% 0	0.00% 0
OTHER	0.00% 0	13.33% 2	0.00% 0	0.00% 0	6.67% 1	0.00% 0	0.00% 0	0.00% 0	0.00% 0	0.00% 0	0.00% 0	0.00% 0	0.00% 0	0.00% 0

# Alpine Park Questionnaire

## Q11 HOW OFTEN DO YOU OR YOUR FAMILY ENJOY THE ACTIVITIES YOU SELECTED ABOVE?

Answered: 20 Skipped: 1

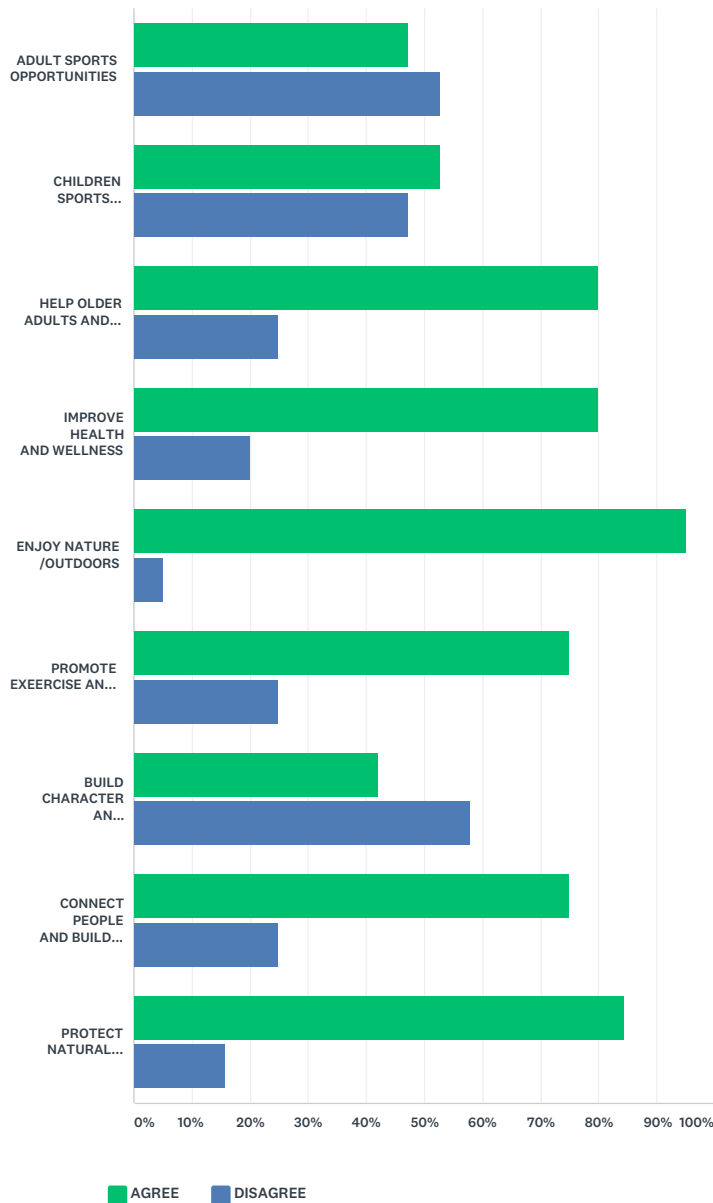


ANSWER CHOICES	RESPONSES	
DAILY	30.00%	6
WEEKLY	70.00%	14
MONTHLY	0.00%	0
ONCE/TWICE A YEAR	0.00%	0
RARELY	0.00%	0
NEVER	0.00%	0
TOTAL		20

# Alpine Park Questionnaire

## Q12 DO YOU AGREE/DISAGREE THAT A NEW PARK SHOULD BENEFIT THE COMMUNITY IN THE FOLLOWING WAYS?

Answered: 20 Skipped: 1

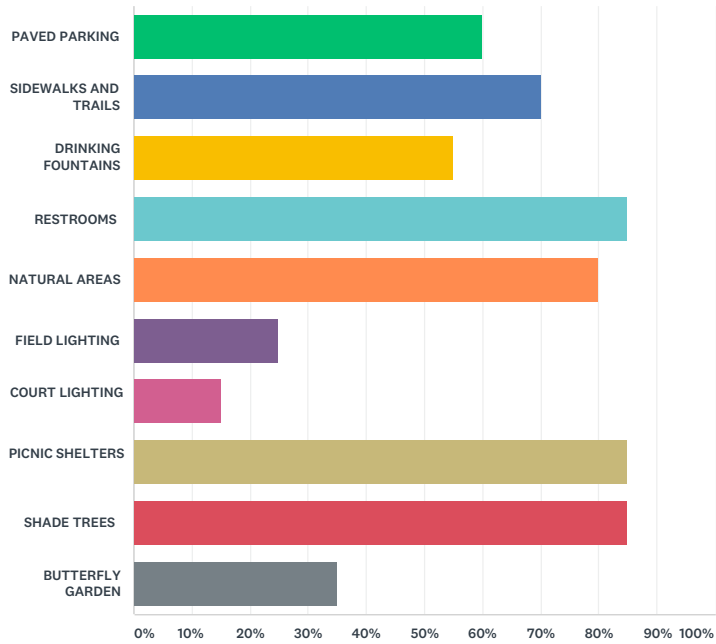


	AGREE	DISAGREE	TOTAL RESPONDENTS
ADULT SPORTS OPPORTUNITIES	47.37% 9	52.63% 10	19
CHILDREN SPORTS OPPORTUNITIES	52.63% 10	47.37% 9	19
HELP OLDER ADULTS AND PEOPLE WITH DISABILITIES REMAIN ACTIVE	80.00% 16	25.00% 5	20
IMPROVE HEALTH AND WELLNESS	80.00% 16	20.00% 4	20
ENJOY NATURE /OUTDOORS	95.00% 19	5.00% 1	20
PROMOTE EXERCISE AND AN ACTIVE LIFESTYLE	75.00% 15	25.00% 5	20
BUILD CHARACTER AND SPORTSMANSHIP	42.11% 8	57.89% 11	19
CONNECT PEOPLE AND BUILD STRONGER FAMILIES AND NEIGHBORHOODS	75.00% 15	25.00% 5	20
PROTECT NATURAL ENVIRONMENT	84.21% 16	15.79% 3	19

# Alpine Park Questionnaire

## Q13 MARK THE ELEMENTS YOU'D LIKE TO SEE IN THE PARK

Answered: 20 Skipped: 1



ANSWER CHOICES	RESPONSES
PAVED PARKING	60.00% 12
SIDEWALKS AND TRAILS	70.00% 14
DRINKING FOUNTAINS	55.00% 11
RESTROOMS	85.00% 17
NATURAL AREAS	80.00% 16
FIELD LIGHTING	25.00% 5
COURT LIGHTING	15.00% 3
PICNIC SHELTERS	85.00% 17
SHADE TREES	85.00% 17
BUTTERFLY GARDEN	35.00% 7
Total Respondents: 20	

## Alpine Park Questionnaire

**Q14 WHAT OTHER ACTIVITIES WOULD YOU LIKE TO SEE IN THE PARK?**

Answered: 15 Skipped: 6



## Alpine Park Questionnaire

**Q15 COMMUNITY FEEDBACK- Please share any additional thoughts about the project.**

Answered: 11 Skipped: 10